



salesforce

# Beyond real-time shipment visibility

Improving resiliency with  
supply chain insights

2 June 2022

**Bob Hitt, T&L Industry Advisor**

[bhitt@salesforce.com](mailto:bhitt@salesforce.com)

[www.linkedin.com/in/bobhitt/](https://www.linkedin.com/in/bobhitt/)





Thank You

# State of the Supply Chain

Broken



“

Some examples of subpar rail service: Excessive dwell times at the origin, resulting in the doubling of transit times between the Midwest and West Coast for grain shippers and tardy arrivals that pressure flour and feed mills and ethanol plants to temporarily cease operations or curtail production.

Meanwhile, the National Grain and Feed Association estimates that the combined **cost to the grain industry** of revenue losses and additional freight expenses was **over \$100 million** in the first quarter of 2022.

”

# What's behind the Toilet Paper Shortage?



It isn't really about hoarding, it is about the ripple effect

- Fluke of Consumer Irrationality
- Toilet paper manufacturers are cranking out the same supply as always
- **Shifting** retail channels **not easy**
- The industry imperative



Customer's  
Customer?

No  
Transparency

Long Term  
Contracts

Build on  
Efficiency



# Transportation & Logistics as a Service

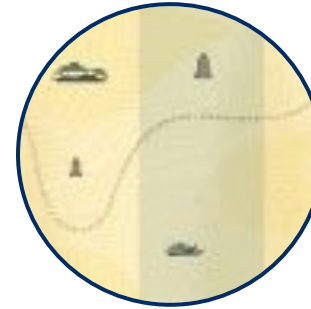
Utility Like Service



**Stable Prices**



**Consistent  
Transit Times**



**Available Capacity**



**Consistent Port, Yard and  
Customs Handling Times**

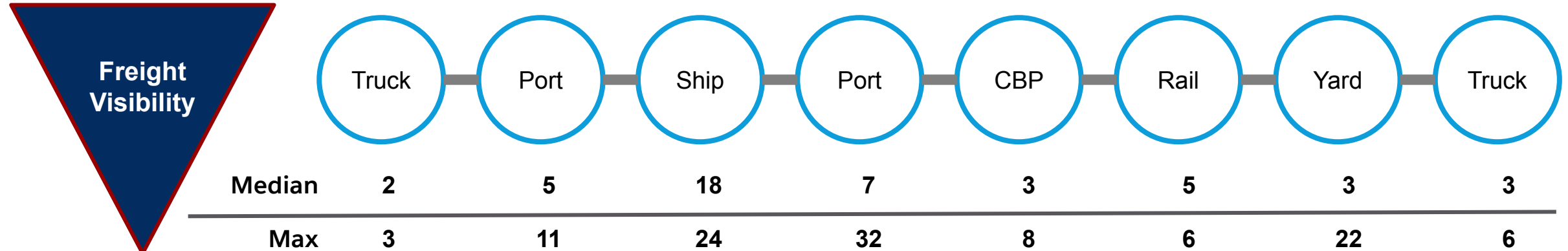


***Visibility Provided Enough Information  
to Accurately Predict Delivery***



# Transportation & Logistics as a Process

Shifting to Process Visibility



## Throughput metrics

- Manufacturing Time & Throughput
- Transit Time
- Port Throughput
- Rail Throughput
- Customs Throughput
- Warehouse Pick to Ship Time

## Impact variables

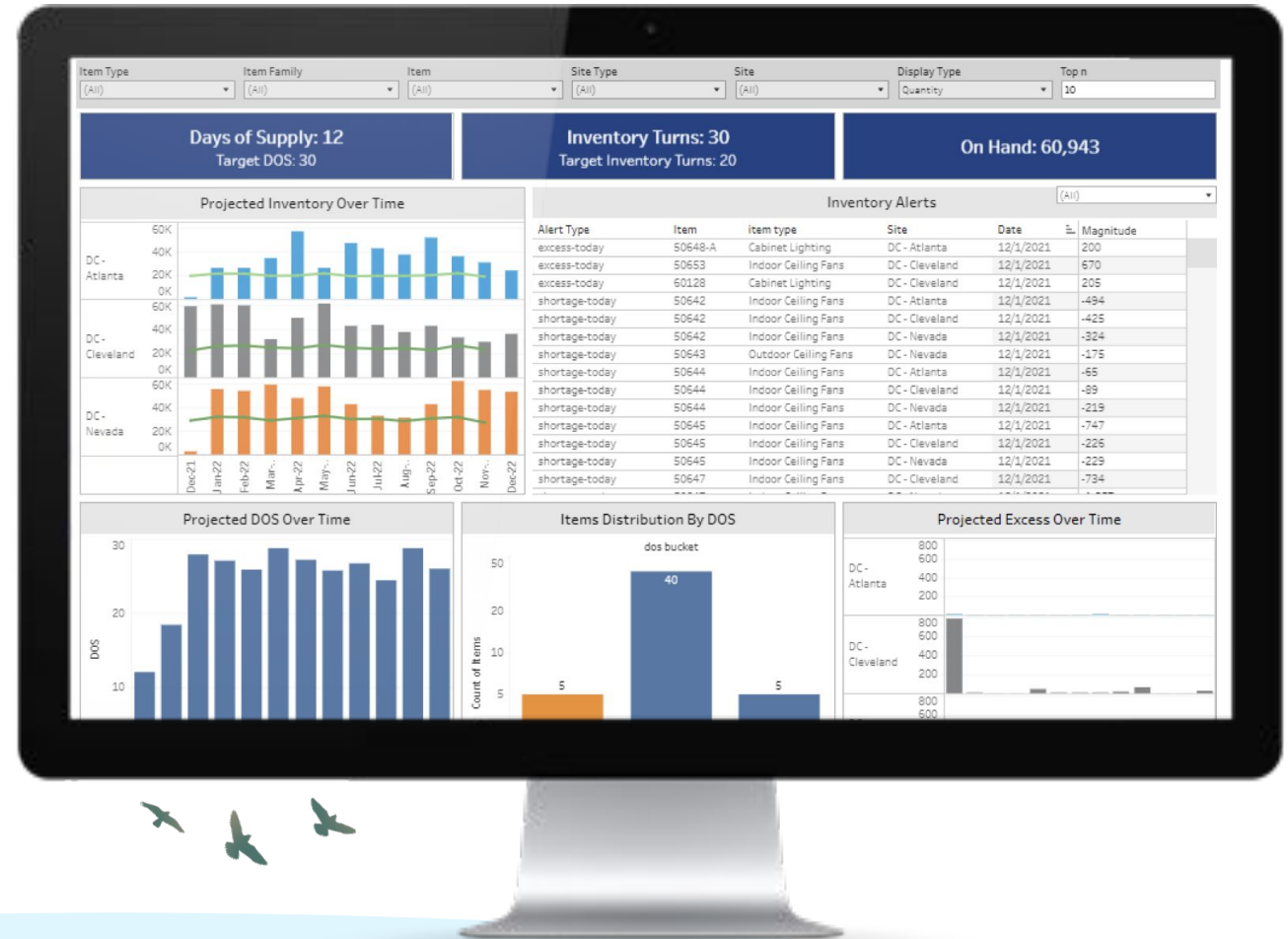
- FIFO, LIFO, Other
- Staffing
- Weather
- Local COVID Cases
- Seasonality or Timing

# Building Resilience with ketteQ

## Data Driven Supply Chain



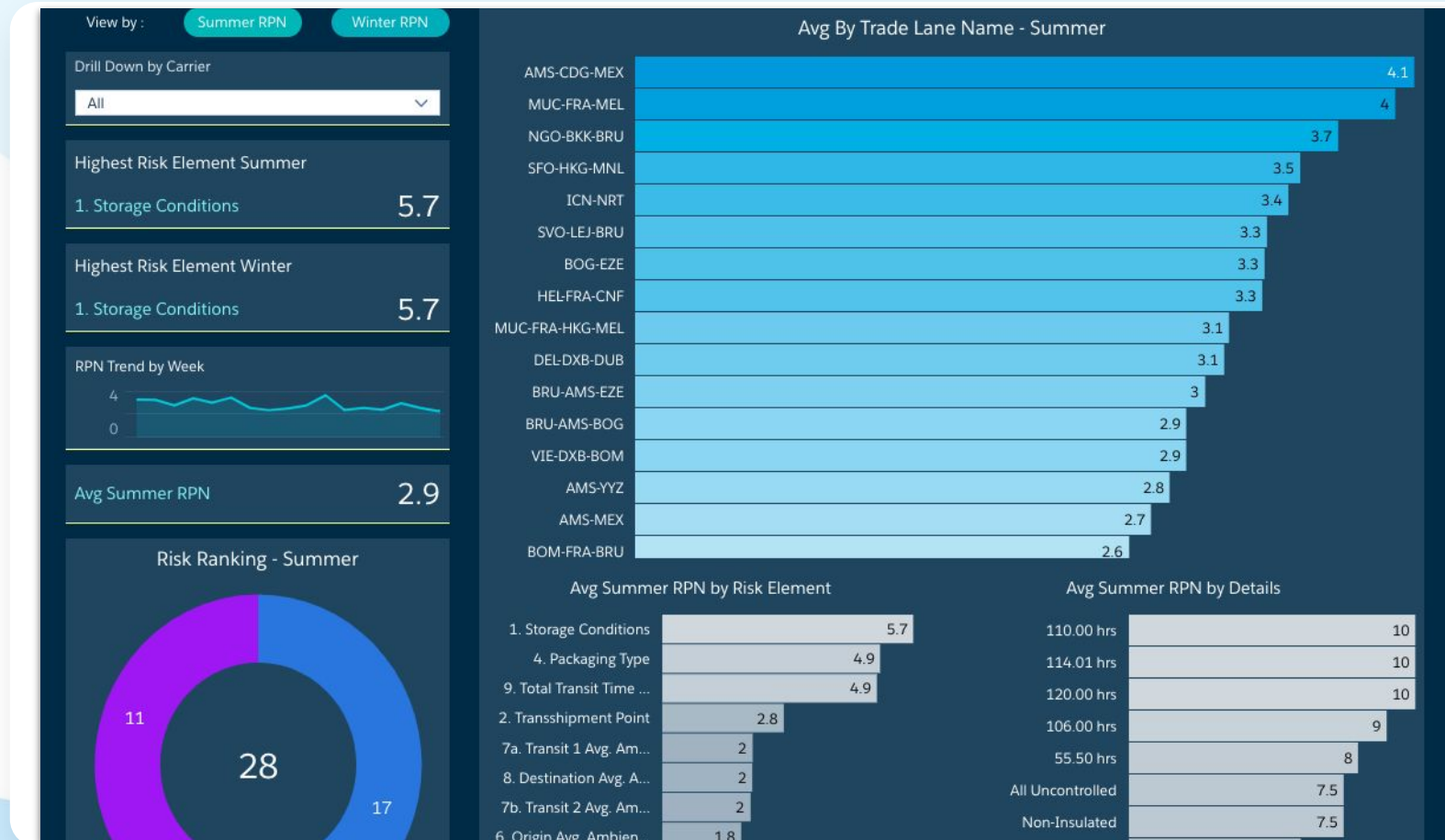
- Identify Vulnerabilities
- Design Solution



# Likelihood of Risk per Trade Lane

Data-driven, pro-active, customer-centric, resilient, sustainable

salesforce





# Managing Ports & Railyards with Evenflow



- Reduce Dwell Time
- Optimize Chassis Visibility
- Stabilize Throughput
- Adapt with Market Trends





Thank You