



The Chartered
Institute of Logistics
and Transport

North
America

Transportation's Top Stories

Air Transport Updates

CANADA

The Government of Canada and industry partners continue to take action to reduce wait times and delays at Canadian airports

The Minister of Transport, the Honourable Omar Alghabra, the Minister of Public Safety, the Honourable Marco Mendicino, and the Minister of Tourism and Associate Minister of Finance, the Honourable Randy Boissonnault, issued this update on October 14, 2022 on the continued action and progress being made by the Government of Canada and industry partners to reduce traveller wait times and delays across Canadian airports. In particular, on-time performance from October 3-9, 2022, was over 91 percent of flights from the top four airports left on time, or within one hour of their scheduled departure. This was significant improvement from under 75 percent for the first week of July and is approaching the pre-pandemic levels in October 2019 where 96 percent of flights were on time, or within an hour of scheduled departure.

The Government of Canada and industry partners continue to take action to reduce wait times and delays at Canadian airports, October 14, 2022, www.tc.gc.ca

Government of Canada makes important investments at Nunavut airports

The Minister of Transport, the Honourable Omar Alghabra, on October 18, 2022 announced that the Government of Canada is making important safety investments at local and regional airports in Nunavut. Through Transport Canada's Airports Capital Assistance Program, four airports in Nunavut will receive over \$5.4 million for safety-related projects and equipment that will help maintain safe airport operations for passengers, crews and airport workers. The airports receiving

funding are: Cambridge Bay Airport (\$420,000 to purchase a 4x4 plow truck); Clyde River Airport (\$210,000 to purchase a loader-mounted snow blower); Coral Harbour Airport (\$420,000 to purchase a 4x4 plow truck); and Whale Cove Airport (\$4.4 million to rehabilitate airside granular surfaces).

Government of Canada makes important investments at Nunavut airports, October 18, 2022, www.tc.gc.ca

WestJet and Pacific Coastal Airlines Launch Interline Cooperation

On October 18, 2022 WestJet and Pacific Coastal Airlines launched a reciprocal interline relationship, the first interline collaboration for Pacific Coastal Airlines. Guests can now purchase a single ticket from either airline for travel involving connecting flights between their networks. Guests will enjoy the confidence of optimized connecting times and the convenience of checking in and receiving boarding passes for all flights at the first point of departure. "We are thrilled to become the first interline partner for Pacific Coastal and to add to our existing WestJet Link relationship," said John Weatherill, WestJet's Chief Commercial Officer. "This new interline complements our network growth in Western Canada and the strong schedule we're bringing to the communities we serve directly and through our partners like Pacific Coastal."

WestJet and Pacific Coastal Airlines Launch Interline Cooperation, October 18, 2022, www.westjet.ca

✈️ Air Transat and Porter Airlines launch codeshare agreement



Source: Financial News

On October 18, 2022, Air Transat and Porter Airlines, two of Canada's most prominent airlines, have launched a new bilateral codeshare. The agreement is now activated between Porter Airlines' domestic flights to and from Halifax (YHZ) and Toronto City (YTZ), and select Air Transat's flights to and from Montreal (YUL). "We are delighted that our codeshare agreement with Porter Airlines is taking off. Our respective networks are highly complementary, with Porter serving Toronto and Halifax, and Air Transat serving some 15 countries," said Michèle Barre, Air Transat's Vice President, Network, Revenue Management and Pricing. This will provide both our passengers with an expanded, yet seamless experience, and is perfectly in line with Air Transat's strategy initiated earlier this year to develop our network through alliances."

Air Transat and Porter Airlines launch codeshare agreement, October 18, 2022, www.flyporter.com

✈️ Government of Canada makes important investments at British Columbia airports

October 19, 2022, the Minister of Transport, the Honourable Omar Alghabra, announced that the Government of Canada is making important safety investments at local and regional airports in British Columbia. Through Transport Canada's Airports Capital Assistance Program, eight airports in British Columbia will receive over \$14 million from the Government of Canada for projects and equipment that will help maintain safe airport operations for passengers, crews, and airport workers. The airports receiving funding are: 1.Cranbrook:

\$1,610,312 to rehabilitate airfield electrical and systems \$336,525 to purchase a 4x4 snowplow truck; 2. Fort St. John: \$217,360 to purchase a sweeper; 3. Masset: \$448,700 to purchase a 4x4 snowplow truck and \$428,905 to purchase a loader with attachments; 4. Nanaimo: \$224,350 to purchase a 4x4 snowplow truck; 5. Powell River: \$8,025,527 to rehabilitate Runway 09-27; 6. Terrace: \$299,452 to construct a mobile equipment shelter and \$217,360 to purchase a sweeper; 7. Tofino: \$2,333,104 to replace wildlife control fencing and \$261,751 to construct a sand and equipment shelter; and 8. Williams Lake: \$502,200 to purchase a medium-sized snowblower

Government of Canada makes important investments at British Columbia airports, October 19, 2022, www.tc.gc.ca

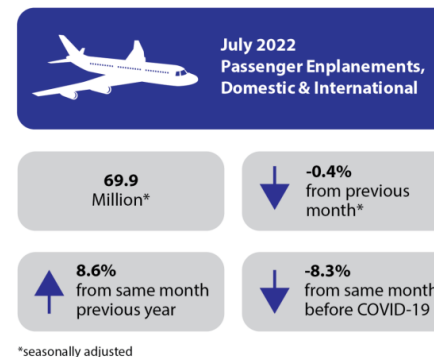
✈️ WestJet to offer service between Terrace, B.C., and Calgary

WestJet on October 19, 2022 announced that it will add four-times weekly service between Terrace, B.C., and Calgary, beginning December 1, 2022. Creating a gateway for business and leisure travel opportunities, WestJet Encore's service to Terrace, will provide a convenient connection to WestJet's home and largest global hub in Calgary where the airline will operate more than 800 flights per week, to more than 65 destinations around the world, in December 2022.

WestJet to offer service between Terrace, B.C., and Calgary, October 19, 2022, www.westjet.ca

US/WORLD

✈️ July 2022 U.S. Airline Traffic Data



Source: BTS

U.S. airlines carried 69.9 million systemwide (domestic and international) scheduled service passengers in July 2022, seasonally-adjusted, according to the Bureau of Transportation Statistics' (BTS), down 0.4% from June 2022. BTS reported 61 million domestic passengers and 8.9 million international passengers on U.S. airlines flights in July 2022. U.S. airline traffic reports are filed monthly with BTS. See the tables that accompany this release on the BTS website for summary data since 2016 and complete data since 2000.

July 2022 U.S. Airline Traffic Data, October 14, 2022, www.bts.gov

Hong Kong Airport traffic surges after hotel quarantine scrapped

Hong Kong International Airport's September 2022 passenger traffic volume increased by 133% from a year earlier, after authorities scrapped some of the city's harshest travel restrictions, including requirements for hotel quarantine and a pre-boarding Covid test. Passenger throughput climbed to 525,000, 10% higher than in August 2022. The growth was boosted by visitors to and from Southeast Asia, the Airport Authority said in a statement on October 16, 2022. Hong Kong is under mounting pressure to reopen as its isolationist travel curbs left the city struggling to maintain its status as a global financial hub. Authorities addressed one of the biggest complaints from the business communities when they scrapped the hotel quarantine requirement last month. Still, other restrictions remain, including three days of health monitoring for people who arrive in the city. While they are allowed to travel to work and take public transport, they are banned from visiting restaurants and bars. Cargo throughput dropped 25% to 341,000 tons last month, continuing a months-long slump amid geopolitical headwinds and disruptions to the global supply chain. Cargo traffic to and from key trading regions in North America and Europe is among the worst hit, the authority said. Both exports and imports have slumped more than 25%.

Hong Kong Airport traffic surges after hotel quarantine scrapped, October 16, 2022, www.ajot.com

EU signs accord with Southeast Asian bloc to expand flights

The European Union finalized a deal with the Association of Southeast Asian Nations to expand flights between the two trading blocs following negotiations that began six years ago. The deal, signed On October 17, 2022 in Bali, Indonesia, will add passenger and cargo services

between and beyond both regions, boosting connectivity as Asia reopens following Covid-19 restrictions, the EU said in a statement. Under the accord, airlines from member states can operate unlimited flights between the blocs, replacing more limited bilateral arrangements. In addition, they'll be able to fly as many 14 weekly passenger services and any number of cargo flights via a third country or beyond to another nation. The EU said the pact represents the world's first bloc-to-bloc air transport agreement. It will open up services for carriers including Deutsche Lufthansa AG, Air France-KLM, Singapore Airlines Ltd., Thai Airways International and Malaysia Airlines.

EU signs accord with Southeast Asian bloc to expand flights, October 17, 2022, www.ajot.com

Second Quarter 2022 Average Air Fare Increases 22% from Second Quarter 2021

U.S. Average Domestic Fares

From 1Q 2022:  17.4%

From 2Q 2021:  22.0%



Source: BTS

The average U.S. domestic air fare increased in the second quarter of 2022 to \$397, up 17.4% from the first quarter 2022 inflation-adjusted fare of \$338. Adjusted for inflation (constant 2022 dollars), the average 2Q 2022 air fare was up 34.6% from \$295 in the first full quarter (Q2) of the pandemic in 2020 and down 2.1% from pre-pandemic Q4 2019 (\$406). Adjusted for inflation, the second quarter 2022 fare is up 22.0% from the second quarter 2021 fare of \$326. In the second quarter 2022, passenger demand increased with U.S. airlines reporting 85.3 million originating passengers, up 641.74% from 11.5 million passengers in second quarter of 2020.

Second Quarter 2022 Average Air Fare Increases 22% from Second Quarter 2021, October 18, 2022, www.bts.gov



The Chartered
Institute of Logistics
and Transport

North
America

Transportation's Top Stories

Rail Transport Updates

CANADA

First Look: CN's Dash 9, Transformed



Source: Railway Age

Wabtec earlier this month debuted the first of 50 modernized locomotives for CN at its Fort Worth, Tex., plant. CN's Dash 9—built by Wabtec in 2000—was converted from DC to AC propulsion and received control system updates and an engine upgrade through Wabtec's FDL Advantage program, the manufacturer reported. It has hauled approximately 20 million tons of freight over some 2 million miles across North America in the past 22 years, and has many more years of service ahead. The modernization work will not only extend the locomotive's life, but also enhance fuel efficiency by more than 17%; improve reliability by approximately 30%; and increase haulage ability more than 55%, according to Wabtec, which recently landed upgrade orders for 525 AC4400 and AC6000s, as well as 75 Dash 9s from Union Pacific; 330 Dash 9-44CWs from Norfolk Southern; and various units from CSX.

First Look: CN's Dash 9, Transformed, October 17, 2022, www.railwayage.com

The Government of Canada announces the new dates for the public consultation on hydrology for the Lac-Mégantic rail bypass project

On October 19, 2022, the Minister of Transport, the Honourable Omar Alghabra is announcing new dates and details for the public consultation on hydrology and measures to mitigate the potential impacts of the Lac-Mégantic rail bypass project. The online public consultation will be held from October 24 to November 25, 2022. During this period, citizens can consult expert reports on hydrology, as well as proposed mitigation and follow-up measures. They will also be able to submit their comments by email at TC.InfoLacMegantic.TC@tc.gc.ca, or by mail. Public information sessions will also be held during the consultation period to explain the various reports: 1. In person, in an "open house" format and by invitation only: on November 7 (for citizens directly affected by the project); 2. In person, in an "open house" format, including two town halls with a presentation and question period: on November 8 (open to all); and 3. Virtually: on November 9 (open to all)

The Government of Canada announces the new dates for the public consultation on hydrology for the Lac-Mégantic rail bypass project, October 19, 2022, www.tc.gc.ca

Rail Traffic Uptick for Week 41



Source: Railway Age

For the week ending Oct. 15, 2022, total U.S. rail traffic was up 0.7% over the same week last year; carloads came in 3.2% higher while intermodal volume continued its downward trend, dipping 1.6%, according to the Association of American Railroads' (AAR) Oct. 19 report. In Week 41 (ending Oct. 15, 2022), U.S. Class I railroads hauled a total of 500,304 carloads and intermodal units, comprising 237,263 carloads and 263,041 containers and trailers. This is the first time since Week 35 (ending Sept. 3, 2022) that a gain in total rail traffic has been reported. Canadian railroads reported 84,165 carloads for the week, gaining 6.1%, and 70,908 intermodal units, gaining 6.2% from the same week in 2021. For the first 41 weeks of 2022, they reported cumulative rail traffic volume of 5,967,749 carloads, containers and trailers, down 1.9% from the prior-year period.

[Rail Traffic Uptick for Week 41, October, 19, 2022, www.railwayage.com](http://www.railwayage.com)

Unifor and CN begin negotiations



Source: Inside Logisitcs

Unifor Council 4000 and Unifor Local 100 bargaining committees opened bargaining for a new collective agreement with CN in the week of October in Montreal. Unifor represents about 3,600 workers at Local 100 and Council 4000, who work at CN terminals and HQ across Canada, including mechanics, crane operators, machinists and electricians, as well as clerical and administration, customer support and fleet mechanics among others. Unifor Local 100 and Council 4000's collective agreement expires on Dec. 31, 2022. Both sides exchanged proposals and have agreed to meet and continue negotiations in November 2022 and December 2022. The union proposals include but are not limited to enhancements in wages and

benefits and addressing the on-going issue of contracting out unionized work.

[Unifor and CN begin negotiations, October 21, 2022, www.insidelogistics.ca](http://www.insidelogistics.ca)

US/WORLD

Union Pacific upbeat about volume growth despite labor, macroeconomic uncertainties

| Union Pacific | Q3 2022 | Q3 2021 | Y/Y Gross Change | Y/Y % Change |
|--|-----------|-----------|------------------|--------------|
| Freight revenue (in millions) | \$6,109 | \$5,166 | \$943 | 18.3% |
| Carloads (thousands) (includes intermodal) | 2,100 | 2,044 | 56 | 2.7% |
| Revenue per carload | \$2,895 | \$2,528 | \$367 | 14.5% |
| Intermodal shipments (thousands) | 811 | 809 | 2 | 0.2% |
| Intermodal revenue per carload | \$1,672 | \$1,424 | \$248 | 17.4% |
| Gross ton miles (in millions) | 214,999 | 207,059 | 7,940 | 3.8% |
| Revenue ton-miles (in millions) | \$107,248 | \$104,314 | \$2,934 | 2.8% |
| Total employees (average) | 30,841 | 29,810 | 1,031 | 3.5% |
| Train velocity (mph) | 23.7 | 24.2 | -1 | -2.1% |
| Dwell time (hours) | 24.4 | 24 | 0 | 1.7% |
| OR% | 59.9% | 56.3% | 3.6% | 6.4% |
| EPS (adjusted) | \$3.05 | \$2.57 | \$0.48 | 18.7% |

Source: Freight waves

Net profit for Union Pacific (UP) was \$1.9 billion, or \$3.05 per diluted share, in the third quarter of 2022, compared with net profit of \$1.7 billion, or \$2.57 per diluted share, in the third quarter of 2021. The third-quarter 2022 figure includes a \$114 million charge for a change to prior period accounting estimates related to new, tentative and ratified labor agreements, UP said. Operating revenue (OR) rose 18% to \$6.6 billion in the third quarter amid higher fuel surcharge revenue, volume growth and core pricing gains. Carloads rose 3% on higher automotive volumes, metals and minerals volumes, and industrial chemicals and plastics volumes, amid other gains. Adjusted operating income rose 13% to \$2.7 billion, and third-quarter OR was 59.9%, compared with 56.3% in the third quarter of 2021. "We made positive strides in the third quarter to increase network fluidity and better meet customer demand," Fritz said in a release. "Inflationary pressures and operational inefficiencies continued to challenge us. We reported strong revenue and operating income growth in the quarter through increased fuel surcharge revenue, volume gains, and solid core pricing. As we close out 2022, we will maintain strong price discipline while improving efficiency and service to capitalize on the available demand."

Union Pacific upbeat about volume growth despite labor, macroeconomic uncertainties, October 20, 2022, www.freightwaves.com

CSX: 'Solid Earnings Growth' for 3Q22 (Updated, Cowen)



Source: Railway Age

Following are highlights of CSX's third-quarter 2022 results: 1. Revenue reached \$3.90 billion, increasing 18% year-over-year, "driven by higher fuel surcharge, pricing gains, a 2% increase in volumes [which reached 1,587K], and an increase in storage and other revenues," according to CSX. 2. Operating income came in at \$1.58 billion, up 10% from the prior-year period's \$1.44 billion. "Third-quarter results include additional labor and fringe expense related to tentative union agreements, with \$42 million specifically to adjust for wage, bonus, and other benefit costs in prior periods," according to the Class I railroad. 3. Net earnings of \$1.11 billion (or \$0.52 per share) were up 15% from \$968 million (or \$0.43 per share) at the same point last year. 4. Operating ratio increased 310 bps to 59.5%, "including the effect of the tentative union agreements," CSX said. 5. Diluted EPS of \$0.52 increased 21% from \$0.43 in third-quarter 2021.

CSX: 'Solid Earnings Growth' for 3Q22 (Updated, Cowen), October 20, 2022, www.railwayage.com



The Chartered
Institute of Logistics
and Transport

North
America

Transportation's Top Stories

Marine Transport Updates

CANADA



Feds to update ports' legislation

The federal government plans to update the legislation that governs how ports operate. Following the completion of the Ports Modernization Review, the government says it will make changes to give ports the tools they need to respond to contemporary challenges. "Thanks to the feedback gathered from ports, industry stakeholders, provinces, territories, and municipalities, as well as local and Indigenous communities through the Ports Modernization Review, we can now move forward to strengthen our marine supply chain and help Canadians with the rising cost of living," said Omar Alghabra, minister of transport. "We plan to advance our current port system to be even more adaptable and agile, helping to build a more resilient, reliable supply chain system for both Canadians and our economy."

Feds to update ports' legislation, October 14, 2022, www.insidelogistics.ca



Unifor Autoport workers ratify new contract



Source: Inside Logistics

After eight months of negotiations, Unifor and Autoport at the Port of Halifax reached an agreement on October 7, 2022. Autoport, a CN Rail subsidiary, is one of North America's largest vehicle processing and transshipment facilities. It handles nearly 185,000 vehicles per year. Union members ratified the new two-year collective agreement over the weekend of October 15th and 16th. The new contract delivers an average wage increase of 10 percent over the term of the collective agreement, the union reported. It also strengthened seniority provisions in key areas of the collective agreement such as: shift bids, training, amid full time employment.

Unifor Autoport workers ratify new contract, October 19, 2022, www.insidelogistics.ca



Great Lakes-St. Lawrence Seaway System continues to be reliable agriculture shipping route

The Great Lakes Seaway Partnership on October 20, 2022 announced the tonnage report for traffic through the St. Lawrence System through September, 2022. The numbers show that the Seaway System continues to provide a reliable global shipping route for agricultural products. "September's tonnage report re-affirms that the Great Lakes St. Lawrence Seaway System is a reliable shipping corridor enabling U.S. growers and producers to feed the world," said Jeff Scharf, Acting Deputy Administrator, Great Lakes St. Lawrence Seaway Development Corporation. "With a busy few months remaining in the 2022 season, we're confident that our Great Lakes ports are ready to finish the year strong." Through September, the Seaway System has moved 689,000 metric tonnes of U.S. grain. This is a 41.24 percent increase compared to the same period in 2021. It's estimated that U.S. Great Lakes ports traded with at least 15 countries during September **2022**, compared to 23 in August **2022**. Below are the key performance indicators and commodity trackers comparing tonnage numbers through September 2022 to the same period of 2021. September highlights from American

Great Lakes ports Lake Michigan. During September, Port Milwaukee's docks received shipments of steel and pieces of a yacht.

Great Lakes-St. Lawrence Seaway System continues to be reliable agriculture shipping route, October 20, 2022, www.ajot.com

US/WORLD

Container-ship logjams off US ports finally easing as imports fall

The good news is that there were fewer than 100 container ships stuck waiting off North American ports on October 14, 2022. The bad news is that there were still 99 container ships offshore and the pre-COVID norm was in the single digits. There's still a long way to go to clear the backlog. But the current tally is now back to June levels and 35% off recent highs. The number of ships waiting off North American ports peaked at around 150 in January 2022, with waiting vessels almost entirely off the West Coast. The queue fell through the spring as Los Angeles and Long Beach, California, improved their cargo flows. It rebounded back to over 150 in late July, propelled by traffic jams off East and Gulf Coast ports. It has gradually declined since then. According to an American Shipper survey of Marine Traffic ship-position data, together with the latest queue lists from California ports, there were 27 container vessels off the West Coast and 72 off the East and Gulf coasts as of mid-day October 14, 2022.

Container-ship logjams off US ports finally easing as imports fall, October 14, 2022, www.freightwaves.com

MSC's orderbook signals brewing battle with 2M partner Maersk: analyst



Source: JOC

With MSC poised to further increase the size of its fleet, it could back out of the 2M Alliance to create its own standalone service network, leaving Maersk to search for new vessel-sharing partners, writes JOC analyst Lars Jensen.

MSC's orderbook signals brewing battle with 2M partner Maersk: analyst, October 17, 2022, www.joc.com

Container imports to Los Angeles and Long Beach are plummeting

September is usually a strong month for West Coast imports as U.S. companies bring in their year-end holiday goods. Not so in 2022. On October 19, 2022, the Port of Los Angeles reported its lowest import total for September 2022 since 2009, amid the Great Recession. The day before, the neighboring Port of Long Beach posted its weakest import total for September since 2016. Imports to Southern California ports are falling fast because shippers have shifted volumes to East and Gulf coast ports, fearing disruptions from West Coast port labor negotiations. Simultaneously, volumes are now pulling back nationwide due to falling demand.

Container imports to Los Angeles and Long Beach are plummeting, October 16, 2022, www.freightwaves.com

SC Ports developing near-dock rail at the Port of Charleston



Source: AJOT

With great support from South Carolina elected leaders, South Carolina Ports will soon have near-dock rail and an inner-harbor barge operation to ensure fluidity and capacity for the Southeast supply

chain. SC Ports officials and elected officials gathered on October 17, 2022 in North Charleston to celebrate the groundbreaking of the Navy Base Intermodal Facility. SC Ports is developing the rail-served intermodal yard to provide near-dock rail to the Port of Charleston. “This resolves the last remaining competitive disadvantage we have as a major East Coast container port,” SC Ports President and CEO Barbara Melvin said. “This critical infrastructure project will greatly enhance SC Ports’ capacity, allowing imports and exports to swiftly move between the hinterland and the Port of Charleston.”

SC Ports developing near-dock rail at the Port of Charleston, October 17, 2022, www.ajot.com

Shifting tides: The fall of container shipping stocks, the rise of tankers

Sometimes stocks in all ocean shipping segments move up or down in unison. Now is not one of those times. Shares of container lines and container-ship leasing companies are down double digits. Shares of ocean carrier Zim have lost more than half their value year to date. In contrast, tanker stocks are up double and in some cases triple digits. Shares in product carrier owner Scorpio Tankers hit yet another 52-week high on October 18, 2022. They’re up 257% year to date. For perspective on what’s driving the divergence and on who’s investing in these stocks, American Shipper interviewed veteran analyst Omar Nokta. Nokta took over as head of maritime research at investment bank Jefferies in July 2022. Prior to that, he covered shipping at Clarksons Platou Securities and Dahlman Rose, where he began in 2004.

Shifting tides: The fall of container shipping stocks, the rise of tankers, October 18, 2022, www.freightwaves.com

Ocean carriers readying more capacity cuts for Q4: analysts

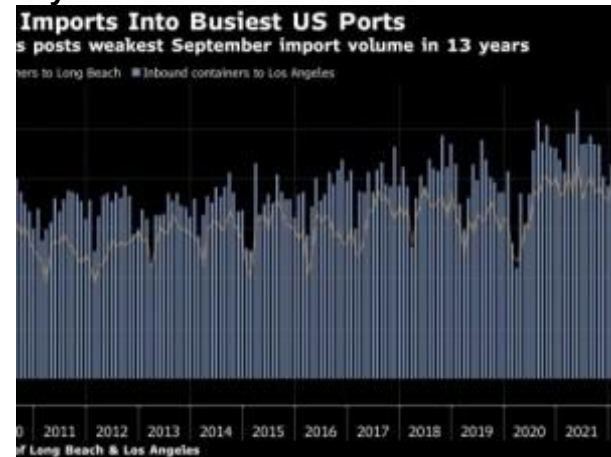


Source: JOC

Maersk and Wan Hai are throttling back their capacity into the US West Coast amid a severe drop in container freight rates that could lead to even more vessel cuts as the fourth quarter progresses.

Ocean carriers readying more capacity cuts for Q4: analysts, October 19, 2022, www.joc.com

The busiest US port sees cargo business slowing into the holiday season



Source: AJOT

Cargo volumes at the Port of Los Angeles fell for a second month in September 2022 and the outlook remains “soft” for the rest of the year, according to Gene Seroka, the head of the nation’s busiest container port. The port handled 709,873 twenty-foot equivalent containers last month, down 22% from a year ago and the lowest amount for September in seven years, according to an emailed statement on October 19, 2022. Volumes so far this year are 4% lower than last year’s record-setting levels, said Seroka. The number of imports into Los Angeles fell 26.6% from a year ago to 343,462 containers, the weakest September for inbound shipments since 2009. There were also fewer container imports into neighboring Port of Long Beach. The busiest US port sees cargo business slowing into the holiday season, October 20, 2022, www.ajot



The Chartered
Institute of Logistics
and Transport

North
America

Transportation's Top Stories

Road Transport Updates

CANADA



Urban public transit, August 2022



Source: Statistics Canada

Canada's urban transit industry continued to recover in August 2022, with the number of passenger trips reaching 94.6 million. In August 2022, many employees returned to their workplaces on a full-time or hybrid basis, and people have resumed their typical summer activities. In August 2022, the transit industry has now recovered almost two-thirds (64.7%) of its pre-COVID-19 pandemic ridership from August 2019, up from the 62.5% recovery rate observed in July 2022.

Urban public transit, August 2022, October 19, 2022,
www.statcan.gc.ca



Travel arrangement services, 2021



Source: Statistics Canada

The travel arrangement and reservation services industry group generated \$3.5 billion in operating revenue in 2021, a 55.4% fall from 2020. Since 2019, these industries' operating revenues have dropped by 76.0%, a decrease of more than a combined \$11 billion in revenue. The pullback was more pronounced in 2021 compared with 2020, mainly because the early winter months of 2020 operated normally. Packaged tours to travel to sun destinations during those winter months make up a significant portion of annual revenue for these industries, particularly for tour operators. In 2021, Ontario accounted for the largest share of revenue (40.3%), followed by Quebec (22.5%), British Columbia (19.6%) and Alberta (11.6%). This industry group is composed of three industries: tour operators, travel agencies, and other travel arrangement and reservation services. Other travel

arrangement and reservation services accounted for the largest share of revenue at 48.9%, which is usually not the case. This industry includes a variety of types of companies, most of which were not as affected by border closures as tour operators and travel agencies. Tour operators normally account for more than half of revenue in this industry group.

Travel arrangement services, 2021, October 19, 2022, www.statcan.gc.ca

Manitoba to bring in mandatory training for trucking start-ups



Source: Today's Trucking

Manitoba, by the end of the year, will require a one-week, 40-hour mandatory training program for new trucking company owners. Think of it as MELT (mandatory entry-level training) for trucking company owners. Aaron Dolyniuk, executive director of the Manitoba Trucking Association (MTA) said it's a win for industry, which is looking to heighten the barriers to entry into the profession. "Our members, for a long time, have felt there needs to be more to starting up a trucking company in Manitoba, and quite frankly Canada," Dolyniuk said in an interview with TruckNews.com. "Our members felt having some initial education would serve the industry and society better."

Manitoba to bring in mandatory training for trucking start-ups, October 19, 2022, www.todaystrucking.com

Mullen reports record Q3 earnings, maintains positive outlook



Source: Inside Logistics

Record 2022 third quarter earnings at Mullen Group were not telling of a cratering economy, and chairman and senior executive officer Murray Mullen anticipates a strong close to the year before economic activity slows in 2023. Revenue was up 20% year over year, to \$518.4 million, and profits soared 117% to \$38 million in the third quarter. Pricing improvements and small acquisitions helped drive improvement, Mullen said in a press release. While he said future results are likely to moderate as central bankers try to slow economic activity in response to inflation, Mullen expects the rest of this year to remain "steady." He's encouraged by continued strong employment numbers, which are one of the most important indicators he tracks.

Mullen reports record Q3 earnings, maintains positive outlook, October 21, 2022, www.todaystrucking.com

US/WORLD

US truck demand rises, but so does capacity

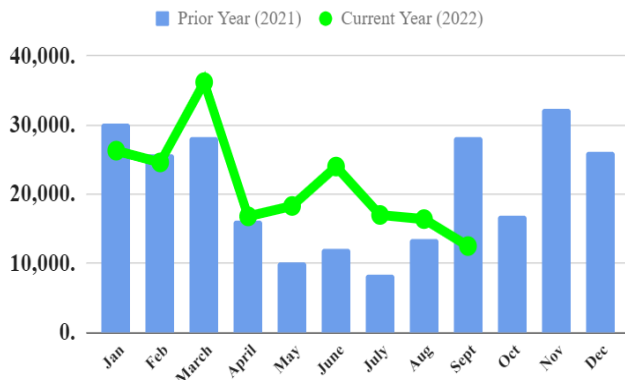


Source: JOC

A series of freight activity indexes, including the Cass Freight Shipments Index and a for-hire trucking ton-mile index, show shipments are still higher than a year ago, despite recession fears.

US truck demand rises, but so does capacity, October 14, 2022, www.joc.com

Trailer orders dive as manufacturers carefully manage order intake



Source: FTR, Trailer OEMs -- Total U.S. Trailer Orders (Subject to Revision)

Source: Today's Trucking

Trailer orders nosedived in September 2022, according to preliminary data from FTR, dropping 25% from August 2022 levels and down 56% year over year. Orders totalled 1250 units, however, FTR notes manufacturers are still working through backlogs and are carefully managing production as component shortages continue to be an issue. "In the retail market, dealerships still can't keep enough stock to meet demand," said Charles Roth, FTR commercial vehicle analyst. "At the same time, large carriers haven't been able to keep up with replacement cycles, which has driven the level of pent-up demand for new replacement units to above-average levels. While net orders have historically followed a seasonal pattern, the past two years have fundamentally changed how OEMs manage their build slots."

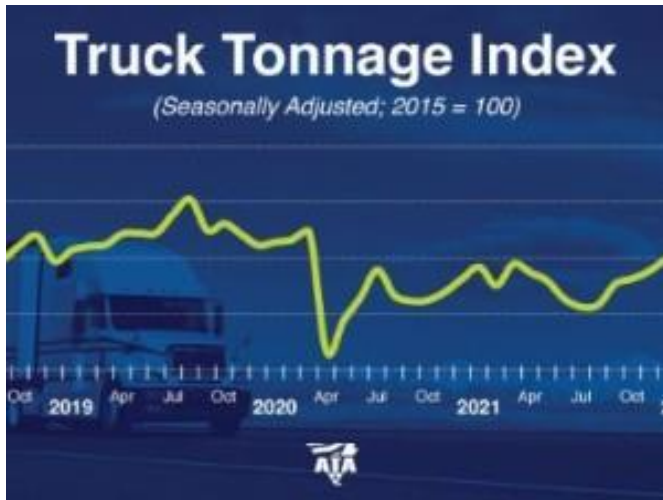
Trailer orders dive as manufacturers carefully manage order intake, October 17, 2022, www.todaystrucking.com

U.S. truck tonnage grows y-o-y for 13th straight month

U.S. for-hire truck tonnage grew 0.5% in September 2022, according to the American Trucking Associations (ATA), boosting levels to the third-highest level ever and the best since August 2019. The latest gain came on the heels of a 2.1% increase in August 2022. "This is another example of how the contract freight market remains strong despite weakness in the spot market this year," said ATA chief economist Bob Costello. "During the third quarter, tonnage increased 0.5% over the second quarter while increasing 5.6% over the same period in 2021. That was the largest quarterly year-over-year increase since the second quarter of 2018."

U.S. truck tonnage grows y-o-y for 13th straight month, October 18, 2022, www.todaystrucking.com

ATA truck tonnage index rose 0.5% in September



Source: AJOT

American Trucking Associations' advanced seasonally adjusted (SA) For-Hire Truck Tonnage Index increased 0.5% in September 2022 after rising 2.1% in August 2022. In September 2022, the index equalled 118.8 (2015=100) versus 118.2 in August. "The latest gain put tonnage at the highest level since August 2019 and the third highest level on record," said ATA Chief Economist Bob Costello. "This is another example of how the contract freight market remains strong despite weakness in the spot market this year. During the third quarter, tonnage increased 0.5% over the second quarter while increasing 5.6% over the same period in 2021. That was the largest quarterly year-over-year increase since the second quarter of 2018." August's increase was revised down slightly from our September 20 press release. Compared with September 2021, the SA index increased 5.5%, which was the thirteenth straight year-over-year gain. In August, the index was up 6.7% from a year earlier. Year-to-date through September, compared with the same period in 2021, tonnage was up 4%. The not seasonally adjusted index, which represents the change in tonnage actually hauled by fleets before any seasonal adjustment, equalled 119 in September, 3.8% below the August level (123.7). In calculating the index, 100 represents 2015. ATA's For-Hire Truck Tonnage Index is dominated by contract freight as opposed to spot market freight.

ATA truck tonnage index rose 0.5% in September, October 18, 2022, www.ajot.com



The Chartered
Institute of Logistics
and Transport

North
America

Transportation's Top Stories

Other Transport Updates

CANADA

 **The Government of Canada announces intent to launch a new digital infrastructure initiative to strengthen Canada's supply chains**



Source: Railway Age

On October 14, 2022, the Minister of Transport, the Honourable Omar Alghabra, announced the intention to launch the \$136 million Advancing Industry-Driven Digitalization of Canada's Supply Chain initiative. Funding for this initiative is made possible through Budget 2022, to develop digital solutions and optimize Canada's supply chains. This initiative, which would form a key part of Canada's National Supply Chain Strategy, would improve the efficiency and resiliency of Canada's supply chain by: 1. Making it easier to plan and coordinate transportation activities to alleviate bottlenecks, reduce congestion and be more resilient to disruptions by collecting and sharing data and analytics in real time; 2. Supporting industry-driven approaches to digital solutions, especially in the areas of data collection, coordination, and improving the visibility of the transportation network for carriers, shippers and governments; 3. Supporting evidence-based decision-making to further optimize

existing networks and better plan infrastructure investments; and 4. Working with industry to optimize trade corridors and gateways across Canada, such as the Pacific Gateway and the Windsor-Quebec trade corridor. The government of Canada intends to launch the C\$136 million Advancing Industry-Driven Digitalization of Canada's Supply Chain initiative to "improve the efficiency and resiliency of Canada's supply chain," Transport Canada announced on Oct. 14.

The Government of Canada announces intent to launch a new digital infrastructure initiative to strengthen Canada's supply chains, October 14, 2022, www.tc.gc.ca; and Transport Canada to Launch C\$136MM Digital Infrastructure Initiative for Supply Chains, October 17, 2022, www.railwayage.com

 **Canadians haven't felt this bad about the economy since June 2020**



Source: Financial Post

Canadian consumer confidence fell to the lowest on record outside of the last two economic crises, raising the odds of a recession. The Bloomberg Nanos Canadian Confidence Index, a measure of sentiment based on weekly polling, declined for a seventh straight week and is now at the weakest this year. The index touched 44.4 last week, a level it's breached only twice before — during the depths of the COVID-19 pandemic in 2020 and the global financial crisis.

Canadians haven't felt this bad about the economy since June 2020, October 17, 2022, www.financialpost.ca

Manufacturing numbers point to slowdown



Source: Inside Logistics

Canadian manufacturing sales fell for the fourth month in a row last August, dropping by 2.0 percent month over month, but were up 18.2 percent over 2021 in August 2022. This was a larger drop than Statistics Canada's estimate of 1.8 percent. Meanwhile, sales in constant dollars declined by 1.7 percent, after two straight months of growth, though are up 4.8 percent year over year. Nominal sales fell in 17 of the 21 manufacturing subsectors. The largest falls were in petroleum and coal products (down 3.9 percent), chemical (down 4.5 percent), primary metal (down 3.2 percent), paper (down 5.7 percent) and wood product manufacturing (down 4.3 percent). Sales of beverage and tobacco products (up 5.5 percent) and food (up 0.6 percent) posted the largest increases.

Manufacturing numbers point to slowdown, October 18, 2022, www.insidelogistics.ca

Trade volumes down in Q3



Source: Inside Logistics

The volume of transactions between buyers and suppliers globally slowed for the third consecutive quarter. Data from *Tradeshift*, the global network for digital trade, reveals that trade activity across retail, manufacturing and transport and logistics dropped sharply in the quarter. According to Tradeshift's Index of Global Trade Health, global supply chain activity fell by a further five points in Q3 compared to the baseline. New orders, in particular, are drying up at an accelerated rate as inflation-driven costs and global uncertainty mount. Global order volumes dropped a further seven points below expected levels in Q3 following a six-point drop in the previous quarter, the most significant six-month fall since the height of the pandemic.

Trade volumes down in Q3, October 19, 2022, www.insidelogistics.ca

US/WORLD

Parliament supports local leaders' call for a stronger role of cities and regions in global climate negotiations



Source:Europa

The European Parliament and the European Committee of the Regions join forces ahead of COP27 calling on Member States to raise climate targets and reinforce multilevel cooperation. The [members of the delegation of the European Committee of the Regions to COP27](#) warmly welcome the support of the European Parliament on the urgency to foster multilevel cooperation in global climate action and the need to fully involve local and regional authorities in the implementation of the Paris agreement. The European Parliament [voted](#) its COP27 resolution at the plenary session in Strasbourg.

Parliament supports local leaders' call for a stronger role of cities and regions in global climate negotiations, October 21, 2022, www.europa.eu



The Chartered
Institute of Logistics
and Transport

North
America

The video recording from the October 19 Webinar “National Supply Chain Report” is now available.

[\[Click Here\]](#) for the video recording.

The presentation slides can be found [\[Here\]](#).

The full report can be found: [\[Here\]](#).

Transport Canada has opened a portal for those who wish to share their views and to comment on the issues raised in the Final Report. The "Let's Talk Supply Chains" portal can found [\[Here\]](#).

Transportation's Top Stories Other CILT News

Street, Ottawa, ON. The conference will focus on “The Changing Face of Our Workforce and the Future of Digitalization”. This will be a hybrid event which means that registrants can choose attend in-person at the Rideau Club or online virtually through Zoom.

Schedule of events:

CILTNA AGM *For CILTNA Members Only*: 11:45 - 12:15 ET
(Members, please register for the AGM separately)
Luncheon with keynote speaker: 12:30 - 13:30 ET
Fall Conference - Module 1: 13:30 - 15:00 ET
Fall Conference - Module 2: 15:00 - 16:30 ET
Reception (Cash Bar) - 16:30 - 18:00 ET

To view the current agenda and fees for registration, please visit:
<https://ciltna.com/events/2022-ciltna-hybrid-fall-outlook-conference-reception/>



2022 CILTNA FALL OUTLOOK CONFERENCE & RECEPTION
CONFÉRENCE D'AUTOMNE DE L'IALTAN 2022 ET RECEPTION

WEDNESDAY, 2 NOVEMBER 2022 @ 12:30 ET


“THE CHANGING FACE OF OUR WORKFORCE AND THE FUTURE OF DIGITALIZATION”

▪ RIDEAU CLUB - 99 BANK ST, OTTAWA, ON

HYBRID EVENT (IN-PERSON EVENT WITH AN ONLINE COMPONENT FOR VIRTUAL ATTENDEES)

In-Person CILTNA Member: \$140.00 CAD/\$104.00 USD equivalent
In-Person Non-Member: \$190.00 CAD/\$141.00 USD equivalent
Virtual CILTNA Member: Free
Virtual Non-Member: \$50.00 CAD/\$37.00 USD equivalent

Sponsored by:

CILTNA 2022 Annual General Meeting (AGM)

2 November 2022

11:45 - 12:15 ET

RIDEAU CLUB - 99 BANK ST, OTTAWA, ON

Hybrid Event (in-person event with an online component for virtual attendees)

To register for the AGM, please click here.

If you are a CILTNA member

CILTNA Members can register for the 2022 CILTNA Annual General Meeting happening on Wednesday, November 2, 2022 at

11:45 ET until 12:15 ET at the Rideau Club, 99 Bank Street, Ottawa, ON. This will be a hybrid event which means you can attend in-person at the Rideau Club or online virtually through Zoom. Please register below and let us know if you will be attending in-person or virtually.

The AGM Package can be found [here](#).

**PLEASE SIGN AND RETURN YOUR PROXY FORMS BY
NOVEMBER 1**

To register online or in-person, please register for the AGM at: <https://ciltna.com/events/2022-ciltna-annual-general-meeting/>

Job Postings

*** Smart Growth America (SGA) is seeking consultant support to conduct research for and/or write several public-facing reports and resources. These resources will support the technical assistance, advocacy, and thought leadership of Transportation for America and the National Complete Streets Coalition.** See link for more information: <https://lnkd.in/gM5KsgTQ>.

*** Postdoctoral Scholar in Sustainable Freight Transportation Technologies**

The College of Engineering – Center for Environmental Research and Technology (CE-CERT) at the University of California, Riverside, is seeking a highly motivated postdoctoral scholar to join our Transportation Systems Research (TSR) group in conducting research related to sustainable freight transportation technologies. Candidates with knowledge and research experience in freight travel demand modeling, vehicle scheduling and routing, vehicle energy and emissions

modeling, geospatial data analysis, advanced optimization, machine learning, and high-performance computing, are encouraged to apply.

The TSR group consists of a multidisciplinary team of more than 20 faculty members, graduate and undergraduate students, and staff engineers. We conduct research in the areas of advanced vehicles and intelligent transportation systems with a focus on developing and evaluating technologies that improve the travel and energy efficiencies as well as reduce the environmental impact of transportation activities. Several recent and current research projects involve the development of novel sustainable freight transportation technologies, all the way from conceptualization to design, simulation, prototyping, and real-world demonstration.

Specific activities of the successful candidate may include:

- Develop new vehicle scheduling and routing techniques and evaluate their effectiveness
- Model energy, emissions, and air quality impacts of freight movement
- Conduct field testing of new vehicle scheduling and routing techniques
- Perform mining, analysis, visualization, and interpretation of vehicle activity big data
- Assist in producing high-quality publications, reports, and research proposals
- Support additional related research projects as needed

Please click here to view the view description and qualifications:

https://www.cert.ucr.edu/sites/g/files/rcwecm1251/files/2021-10/2021_TSR%20postdoc%20position_2021.10.27.pdf

Those interested should send their curriculum vitae and a cover letter to certjobs@cert.ucr.edu with the subject “TSR Postdoc Position”. In the cover letter, please provide a statement of research interests and experience.



★ Did you know CILTNA has a YouTube Channel?

To view all of our past webinar recordings, please subscribe to our YouTube channel at:

<https://www.youtube.com/channel/UC1gRKcOcJ5vohMSRFBjIEFA>

Subscribe and click the bell icon to receive notifications whenever we post a new webinar video.

★ **CILTNA International News Feed (INF) on WhatsApp**

Join our new International News Feed for all the latest daily news on WhatsApp. WhatsApp is free messaging app for Smartphones.

To download the app to your phone, go to: <https://www.whatsapp.com/> and create your WhatsApp account. Once you have an account, click this link to join CILTNA's INF:
<https://chat.whatsapp.com/LHqtGV1mTip9XqFvvzDdV9>

If you need assistance with creating your account or joining, please contact Rebecca Whelan at admin@ciltna.com