



## CANADA

### **The Government of Canada and industry continue efforts to reduce air traveller wait times**

The Minister of Transport, the Honourable Omar Alghabra, the Minister of Health, the Honourable Jean-Yves Duclos, the Minister of Public Safety, the Honourable Marco Mendicino, and the Minister of Tourism and Associate Minister of Finance, the Honourable Randy Boissonnault, issued this update September 23, 2022 on the continued action and progress being made by the Government of Canada and industry partners to reduce traveller wait times and delays across Canadian airports. 1. Increasing staffing for security screening and collaborating with industry partners; 2. Streamlining traveller processing at Toronto Pearson International Airport; 3. Mobile Passport Control (MPC) mobile app expands to include Canadian preclearance locations; and 4. CBSA advance declaration

*The Government of Canada and industry continue efforts to reduce air traveller wait times, September 23, 2022, [www.tc.gc.ca](http://www.tc.gc.ca)*

### **Air Canada Introduces CHOOOSE as New Carbon Offset Partner**



Source: Air Canada

Air Canada on September 27, 2022 introduced CHOOOSE, a global climate technology company as the airline's new carbon offset program provider. The option to purchase verified carbon offsets is now seamlessly integrated into the airline's Canadian and US booking websites. Customers who are interested in learning more about CO<sub>2</sub> emissions and compensating the greenhouse gas (GHG) emissions associated with their flights can now do so directly when booking through [aircanada.com](http://aircanada.com). Michael Rousseau, President and CEO of Air Canada said "At Air Canada, we take a multifaceted approach to addressing climate change and sustainability. Environmental and social factors are incorporated into our strategic decisions, including in fleet purchases as well as daily operations through our support of low-carbon alternatives..."

*Air Canada Introduces CHOOOSE as New Carbon Offset Partner, September 27, 2022, [www.aircanada.ca](http://www.aircanada.ca)*

### **WestJet Group furthers growth strategy, inking deal with Boeing for an additional 42 fuel-efficient 737-10 aircraft plus 22 options**



Source: WestJet

On September 29, 2022, the WestJet Group announced an agreement with Boeing to purchase an additional 42 MAX aircraft, along with options for 22 more. This order is in addition to WestJet's remaining 23 MAX orders and extends the airline's fleet growth plans out to 2028. "With this additional order, the WestJet Group will accept delivery of no fewer than 65 aircraft in the next six years, at least 50 will be 737-10 aircraft, furthering our commitment to affordable travel options for Canadians and jobs for our company and the aerospace industry," said WestJet Group Chief Executive Officer Alexis von Hoensbroech. "WestJet's expansion plans are rooted in an enhanced presence in Western Canada and a growth strategy in eastern Canadian communities through increased transcontinental flights and more direct routes to sun and leisure destinations. This will be further strengthened once our Sunwing transaction has been approved." WestJet's Board of Directors approved the order for state-of-the-art Boeing 737-10 aircraft, the largest model in Boeing's MAX family. The 737-10 provides superior economic benefits to any other 737 aircraft in WestJet's fleet, while ensuring simplicity through expected training commonality across the airline's 737 fleet.

*WestJet Group furthers growth strategy, inking deal with Boeing for an additional 42 fuel-efficient 737-10 aircraft plus 22 options, September 29, 2022, [www.westjet.ca](http://www.westjet.ca)*

### ✈ Aircraft movement statistics: Major airports, July 2022



Source: Statistics Canada

In July 2022, Canada's major airports recorded a total of 524,233 aircraft movements. This was an increase of 24.6% from July 2021 and the first time in over two and a half years that movements have exceeded half a million. Despite this growth, the pace of recovery slowed in July as airports continued to experience congestion. Of the levels from July 2019, before the COVID-19 pandemic, domestic movements by Level I-III and foreign carriers reached 80.4%, movements to and from the United States increased to reach 75.9% and other international traffic to 82.9%. Toronto/Lester B. Pearson International remained Canada's busiest airport, and Montréal/Pierre-Elliott-Trudeau International returned to be among the top five busiest airports for the first time since January 2022.

*Aircraft movement statistics: Major airports, July 2022, September 29, 2022, [www.statcan.gc.ca](http://www.statcan.gc.ca)*

### ✈ Monthly civil aviation statistics, July 2022



Source: Statistics Canada

Major Canadian airlines carried 6.7 million passengers on scheduled and charter services in July 2022, surpassing 6 million for the second time since February 2020, prior to the COVID-19 pandemic. This was more than three times the number of passengers carried in the same month of 2021 and over four-fifths (83.8%) of the July 2019 pre-pandemic level. With traffic at 18.7 billion passenger-kilometres and capacity at 21.5 billion available seat-kilometres, the passenger load factor (the ratio of passenger-kilometres to available seat-kilometres) was 86.9% in July

2022, virtually the same as its 2019 pre-pandemic level for the first time in the recovery. The \$2.4 billion operating revenue earned in July was 96.6% of that earned in July 2019.

*Monthly civil aviation statistics, July 2022, September 29, 2022, [www.statcan.gc.ca](http://www.statcan.gc.ca)*

## US/WORLD

### ✈️ **Air Travel Consumer Report: July Consumer Complaints Up from June, More Than 260 Percent Above Pre-Pandemic Levels**

The U.S. Department of Transportation on September 23, 2022 released its Air Travel Consumer Report (ATCR) on airline operational data compiled for the month of July 2022 for on-time performance, consumer complaints received, mishandled baggage, and mishandled wheelchairs and scooters. There was a 16.5% increase in air travel service complaints from June 2022 to July 2022, and complaints are more than 260% above pre-pandemic levels. The previous report from June showed a 34.9% increase from May to June, and complaints were nearly 270% above pre-pandemic levels.

*Air Travel Consumer Report: July Consumer Complaints Up from June, More Than 260 Percent Above Pre-Pandemic Levels, September 23, 2022, [www.bts.gov](http://www.bts.gov)*

### ✈️ **American-JetBlue alliance to cost consumers \$700 million, US says**



Source: AJOT

A partnership between JetBlue Airways Corp. and American Airlines Group Inc. could cost passengers more than \$700 million annually in higher fares, the US Justice Department said on September 27, 2022 in an antitrust trial challenging the carriers' Northeast Alliance. The alliance, which allows the companies to share routes, bookings and passengers in the US Northeast, ends the rivalry in Boston and New York between American, the country's largest carrier, and JetBlue, allowing the two to act "like a single airline at the expense of travelers," the government argued. It is "a merger in all but name," William Jones II, an attorney for the Justice Department, said during opening statements in Boston. The two airlines are "now collaborators instead of competitors," he told US District Judge Leo Sorokin. This trial is the latest in the Justice Department's renewed trust-busting efforts and represents the first challenge the government has brought against an airline since 2013, when it sued to block the \$17.2 billion merger of AMR Corp., then parent of American Airlines, and US Airways Group Inc. It also follows years of industry consolidation, which eliminated five of the 10 biggest airlines between 2005 and 2013.

*American-JetBlue alliance to cost consumers \$700 million, US says, September 28, 2022, [www.ajot.com](http://www.ajot.com)*

### ✈️ **High Expectations on Sustainability and Pandemic Preparedness at 41st ICAO Assembly**



Source: IATA

The 41<sup>st</sup> ICAO Assembly indicated high expectations on sustainability and pandemic preparedness. The plan included: 1. Agreeing a Long-term Aspirational Goal (LTAG) for the decarbonization of international

aviation in line with the aviation industry's commitment to achieve net zero CO2 emissions by 2050; 2. Strengthening the landmark Carbon Offsetting and Reduction Scheme for International Aviation (CORSIA) as the single economic measure used by governments to manage aviation's carbon footprint; 3. Implementing lessons learned from the economically and socially painful destruction of global connectivity that resulted from government attempts to control the spread of COVID-19

*High Expectations on Sustainability and Pandemic Preparedness at 41st ICAO Assembly, September 27, 2022, [www.iata.org](http://www.iata.org)*

### **IATA prioritizes air cargo sustainability, modernization, safety, people**

On September 28, 2022, the International Air Transport Association (IATA) highlighted four priorities (air cargo sustainability, modernization, safety and people) to build resilience and strengthen air cargo's post-pandemic prospects. The priorities, outlined at the 15th World Cargo Symposium (WCS), which opened in London today are: 1. Achieving net zero carbon emissions by 2050; 2. Continuing to modernize processes; 3. Finding better solutions to safely carry lithium batteries; 4. Making air cargo attractive to new talent. Brendan Sullivan, IATA's Global Head of Cargo said "Air cargo had a stellar year in 2021 achieving \$204 billion in revenues. At present, however, social and economic challenges are mounting. The war in Ukraine has disrupted supply chains, jet fuel prices are high and economic volatility has slowed GDP growth. Despite this, there are positive developments."

*IATA prioritizes air cargo sustainability, modernization, safety, people, September 28, 2022, [www.aircargo.com](http://www.aircargo.com)*



The Chartered  
Institute of Logistics  
and Transport

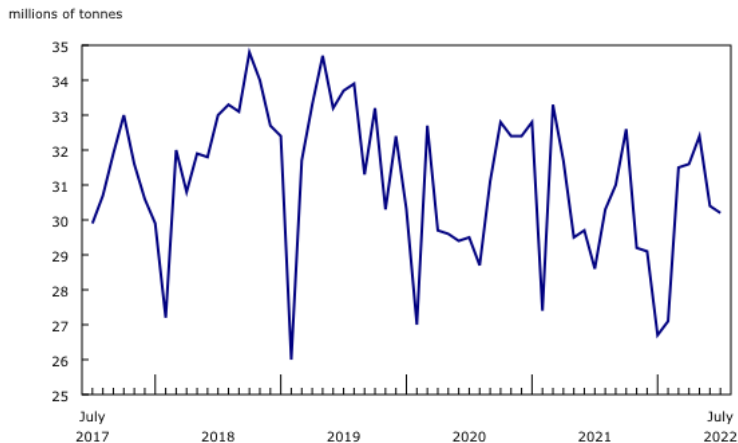
North  
America

Transportation's Top Stories

## Rail Transport Updates

### CANADA

#### Railway carloadings, July 2022



Source: Statistics Canada

In July 2022, the volume of cargo carried by Canadian railways reached 30.2 million tonnes, up 5.6% from July 2021 levels. Higher carloadings of energy products and potash helped contribute to this third consecutive month of year-over-year growth. For July 2022, the overall freight volume was also the highest level since July 2019, before the pandemic, just under the five-year monthly average of 30.9 million tonnes. To further explore current and historical data in an interactive format, please visit the [Monthly Railway Carloadings: Interactive Dashboard](#).

*Railway carloadings, July 2022, [www.statscan.gc.ca](http://www.statscan.gc.ca)*

### US/WORLD

#### Rail Traffic for the week ending September 24, 2022



Source: Railway Age

The Association of American Railroads (AAR) on September 28, 2022 reported U.S. rail traffic for the week ending September 24, 2022. For this week, total U.S. weekly rail traffic was 489,111 carloads and intermodal units, down 4.4 percent compared with the same week last year. Total carloads for the week ending September 24 were 231,258 carloads, down 3.2 percent compared with the same week in 2021, while U.S. weekly intermodal volume was 257,853 containers and trailers, down 5.4 percent compared to 2021. Canadian railroads reported 79,152 carloads for the week, down 1.2 percent, and 68,448 intermodal units, down 3.6 percent compared with the same week in 2021. For the first 38 weeks of 2022, Canadian railroads reported cumulative rail traffic volume of 5,499,480 carloads, containers and trailers, down 2.4 percent.

*Rail Traffic for the week ending September 24, 2022, September 28, 2022, [www.ajot.com](http://www.ajot.com); and Week 38: U.S. Rail Traffic Behind 2021 Levels, September 28, 2022, [www.railwayage.com](http://www.railwayage.com)*

## IBEW Members Ratify Freight Rail Agreement

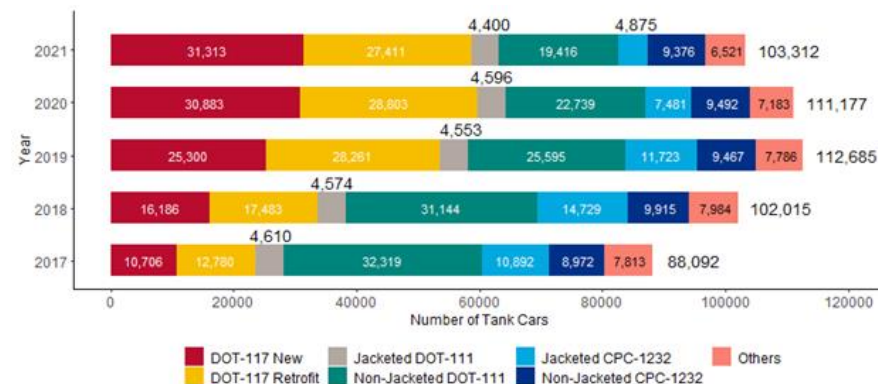


Source: Railway Age

The National Carriers' Conference Committee (NCCC), which represents most U.S. Class I freight railroads in national collective bargaining, announced on Sept. 28, 2022 that the membership of the International Brotherhood of Electrical Workers (IBEW) has ratified the tentative labour agreement. IBEW is the third union to ratify the agreement resolving the current national bargaining round. Tentative agreements with nine other labour organizations remain subject to ratification. The ratification process will continue into at least mid-November, with all 12 unions agreeing to maintain the status quo until all union ratification votes are completed, no matter if any fail to ratify. The tentative agreement implemented Presidential Emergency Board (PEB) 250 recommendations, which include a 24% general compounded wage increase during the five-year period from 2020 to 2024 and an annual \$1,000 service recognition bonus.

[IBEW Members Ratify Freight Rail Agreement, September 28, 2022, www.railwayage.com](http://www.railwayage.com)

## More Rail Tank Cars Meet DOT-117 Safety Standards in 2021



Source: U.S. Department of Transportation, Bureau of Transportation Statistics. Special analysis based on data provided by the Association of American Railroads: UMLER® and TRAIN® rail tank car and annualized rail tank car movements, 2013-2021, Accessed June, 2022

Source: DOT

In accordance with the 2015 Fixing America's Surface Transportation (FAST) Act, the Bureau of Transportation Statistics (BTS) released its [Fleet Composition of Rail Tank Cars Carrying Class 3 Flammable Liquids: 2022 Report](#). The report discusses the progress in upgrading the rail tank car fleet to the DOT-117 standard, which meets new safety requirements, and summarizes the types of rail tank cars carrying Class 3 flammable liquids. There is a rolling phase out schedule of tank cars based on both tank car type and flammable liquids carried. In 2021, 57% of all rail tank cars carrying Class 3 flammable liquids were built to the new DOT-117 or DOT-117R specification. The Inventory of Rail Tank Cars Carrying Class 3 Flammable Liquids is shown in the chart. There were no phase-out deadlines in 2021. The next major deadline is in 2023.

[More Rail Tank Cars Meet DOT-117 Safety Standards in 2021, September 29, 2022, www.bts.gov](http://www.bts.gov)



## CANADA



### Vancouver port mid-year results down



Source: Inside Logistics

Overall cargo throughput at the Vancouver Fraser Port Authority declined 11 percent in the first half of 2022. The drop from 76.4 million metric tonnes (MMT) to 68.3 million compared to the same period last year, reflects impacts of a poor Canadian grain harvest, congestion caused by 2021 flooding in B.C., and global and national supply-chain challenges, the port authority said. While Canadian consumer demand for containerized goods remains high, container volumes were down by seven percent at mid-year, reflecting impacts from supply-chain disruption related to 2021 flooding in B.C. coming into the year, as well as challenges caused by at-capacity warehouses at inland terminals such as Toronto, which have affected trade through Vancouver. Robin Silvester, president and CEO of the Vancouver Fraser Port Authority “As global ports continue to face an array of supply-chain challenges, Vancouver’s port community has met the complex and layered challenges of early 2022 with resourcefulness and tenacity. I’d like to recognize and thank everyone across Canada’s largest port and the supply-chain for their exceptional efforts this year, as we work together to

overcome challenges and drive this port’s resiliency and success for the long term.” After a two-year hiatus owing to pandemic restrictions, in April 2022, Vancouver’s port community and tourism industry partners celebrated the restart of cruising in Vancouver and in Canada. In the first half of the year, 119 cruise ships called at Canada Place cruise terminal at the Port of Vancouver, a 10% increase in ship calls over the same period in 2019.

*Vancouver port mid-year results down, September 26, 2022, [www.insidelogistics.ca](http://www.insidelogistics.ca); and Diversified cargo sectors support mid-year trade results through the Port of Vancouver amidst grain harvest, flooding, supply-chain challenges, [www.portmetrovanancouver.ca](http://www.portmetrovanancouver.ca)*



### Port Saint John posts mid-year record



Source: Inside Logistics

Port Saint John is starting to feel the benefits of the infrastructure and supply chain upgrades at the DP World operated container terminal. The

port and its partners have reached an important milestone of 100,000 TEUs so far in 2022, which is the most throughput Port Saint John has experienced on an annual basis. The port expects capacity to reach 800,000 TEUs upon completion of construction at the container terminal in the next couple of years. The port offers weekly services through the port. The port now finds itself as the second fastest growing container port on the East Coast of North America with Class I rail reaching into key markets in North America. Craig Bell Estabrooks, president and CEO at Port Saint John said “This momentous milestone marks the start of a new journey for Port Saint John as our growth trajectory is on track to place us as one of the top container ports in Canada.”

*Port Saint John posts mid-year record, September 29, 2022, [www.insidelogistics.ca](http://www.insidelogistics.ca)*

## US/WORLD

### Port of Oakland August volume drops 8 percent from August 2021

The Port of Oakland’s total loaded container volume dropped by 8% in August 2022 compared to August 2021. Last month 155,682 loaded TEUs (twenty-foot containers) transited the Port, compared to 169,602 TEUs in August 2021. Loaded imports declined by 10.2% recording 87,844 TEUs last month compared to 97,850 in August 2021. Loaded export containers experienced a 5.5% decline, with 67,838 TEUs passing through the port in August compared to 71,753 TEUs in August 2021. Full imports in 2022 year-to-date were down by 5% compared to the first 8 months of 2021. “We’re beginning to see signs of supply chain recovery after multi-year pandemic-related congestion, but we still have a way to go,” said Port of Oakland Maritime Director Bryan Brandes. “We will continue working with our industry partners to boost cargo fluidity and vessel service.” Freight rates for cargo shipped from Asia to the U.S. continue to drop pointing to a softening in demand for imports. Continued congestion at container yards may still be a factor in ship delays at the Oakland Seaport, with most docked vessels staying two or more days.

*Port of Oakland August volume drops 8 percent from August 2021, September 23, 2022, [www.ajot.com](http://www.ajot.com)*

### MSC takes to the Skies

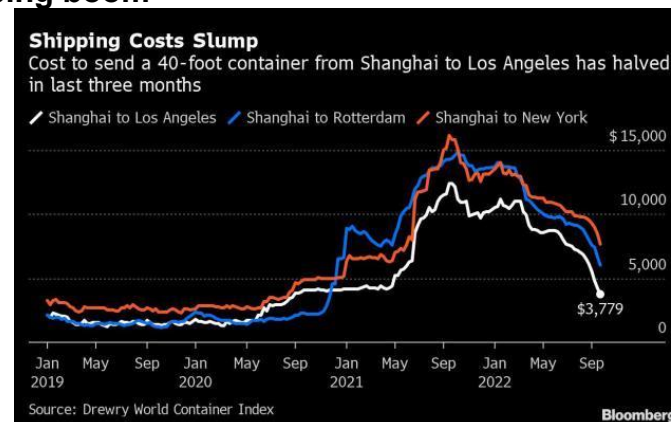


Source: MSC

Mediterranean Shipping Co (MSC), the world’s largest containerline, has joined its peers at the top of the liner rankings by going into the aviation business. The Geneva-headquartered firm has debuted MSC Air Cargo, something that will take to the skies from early next year in response to customer demand, MSC said. The Aponte family firm had earlier this year also lodged a bid with Lufthansa to take over ITA, the Italian airline formerly known as Alitalia. The bid was rejected late last month. Other top lines such as CMA CGM and Maersk have created air cargo divisions during container shipping’s recent record earnings period. MSC is leasing four Boeing 777-200F aircraft from Atlas Air to launch the new airline with Jannie Davel, formerly of Delta Cargo, Emirates SkyCargo and DHL, tapped to lead the business.

*MSC takes to the Skies, September 27, 2022, [www.splash247.com](http://www.splash247.com)*

### Weaker demand for Chinese goods spells end of shipping boom





Source: AJOT

The cost of shipping goods from China has slumped to the lowest level in more than two years as the world economy stumbles, dimming prospects for container carriers that turned in record profits during the pandemic. A 40-foot shipping box from the world's largest port of Shanghai to Los Angeles fetched \$3,779 last week, the first time the spot price was below \$4,000 since September 2020 and half the level of three months ago, according to Drewry. More declines are expected in the next few weeks, it said. While the value of Chinese exports was still rising through August 2022, it's expected to continue to slow down. That's a symptom of multiple headwinds hitting developed and developing economies alike, from soaring inflation and a surging dollar to central bank interest-rate hikes and trade disruptions blamed on Russia's war in Ukraine. "It's fair to say that the demand outlook for the trans-Pacific and container shipping generally is receding quickly," said Simon Heaney, a senior manager of container research at Drewry.

*Weaker demand for Chinese goods spells end of shipping boom, September 27, 2022, [www.ajot.com](http://www.ajot.com)*

### **Shipping giant Maersk: 'Significantly less demand' but 'no hard landing'**

It's getting increasingly ugly for shipping lines in the trans-Pacific market. Spot rates are sliding relentlessly with each passing week. Liners are starting to suspend entire service strings: Maersk just dropped two trans-Pacific services, MSC and Matson cancelled one each. Is Maersk CEO Soren Skou — whose company operates the world's second largest liner company — getting worried yet? He doesn't sound worried, at least, not about Maersk itself. Skou voiced no concerns about Maersk and kept earnings guidance unchanged. However, his comments on sinking demand implied that carriers with less contract coverage and land-based logistics business than Maersk have something to worry about.

*Shipping giant Maersk: 'Significantly less demand' but 'no hard landing', September 29, 2022, [www.freightwaves.com](http://www.freightwaves.com)*

### **CMA CGM launches carbon offsets for fast container returns**



Source: Inside Logistics

The CMA CGM Group has launched TEUs to Trees, an early container return incentive program. The liner company will purchase carbon credits for its customers based on how quickly they return empties. The program will be in effect from October 1, 2022, to December 30, 2022. Credits will be provided to CMA CGM customers that return both dry and refrigerated containers originating from nearly 20 Asian countries to CMA CGM-approved return locations in port cities throughout the United States (rail ramps not included). The carbon credits CMA CGM will purchase on behalf of its customers will be used to expand U.S. forestry, support urban resilience projects in vulnerable communities and drive the creation of additional offset projects in the United States.

*CMA CGM launches carbon offsets for fast container returns, September 30, 2022, [www.insidelogistics.ca](http://www.insidelogistics.ca)*



The Chartered  
Institute of Logistics  
and Transport

North  
America

Transportation's Top Stories

## Road Transport Updates

### CANADA

#### Travel between Canada and other countries, July 2022



Source: Statistics Canada

In July 2022, while the number of international arrivals to Canada continued to increase, it remained below 2019 levels, before the COVID-19 pandemic. Residents of overseas countries made almost 10 times more trips to Canada in July 2022 compared with the same month in 2021, over half (56.6%) of the trips taken in July 2019. Likewise, US residents took nearly 2.2 million trips to Canada in July 2022. This was over 11 times the number of trips taken in July 2021 and represented just over three-fifths (60.7%) of the trips in July 2019. Canadian residents returned from over 3.3 million trips in July 2022, over six times more trips compared with July 2021 and reaching 63.9% of the July 2019 pre-pandemic level. For more current estimates of international arrivals into Canada, please see the "Leading indicator of international arrivals to Canada," for the August reference month.

*Travel between Canada and other countries, July 2022, September 23, 2022, [www.statcan.gc.ca](http://www.statcan.gc.ca)*

#### Driver vacancies soar to 28,210: Trucking HR Canada

Canada was short a record 28,210 truck drivers in the second quarter of 2022, up from 25,560 in Q1, Statistics Canada data revealed. This pushes up the vacancy rate for truckers in Q2 to 9.2%, up from 8.1% in Q1. Labour woes in the trucking and logistics sector continue to grow, Trucking HR Canada said in a report that analyzed the information. Over half of those vacant jobs (50.1%) have been posted for more than 90 days which indicates employers are having difficulty filling these positions. "The release of Q2 vacancy data from Statistics Canada continues a worrying trend that vacancies within the industry continue to worsen. This will continue to put pressure on the industry to meet its labor force needs in order to meet demand," said Craig Faucette, chief programs officer at Trucking HR Canada.

*Driver vacancies soar to 28,210: Trucking HR Canada, September 23, 2022, [www.todaystrucking.ca](http://www.todaystrucking.ca)*

#### Govt of Canada to Remove Border Vaccine Mandate and Other COVID Measures on Oct 1



Source: Today's Trucking

The Government of Canada on September 26, 2022 announced the removal of all COVID-19 entry restrictions, as well as testing, quarantine, and isolation requirements for anyone entering Canada, effective October 1, 2022. All existing measures under the Public Health Agency of Canada and Transport Canada orders remain in place until this date. Effective October 1, 2022, all travellers, regardless of citizenship, will no longer have to: 1. Submit public health information through the ArriveCAN app or website; 2. Provide proof of vaccination; 3. Undergo pre- or on-arrival testing; 4. Carry out COVID-19-related quarantine or isolation; 5. Monitor and report if they develop signs or symptoms of COVID-19 upon arriving to Canada. The US government still needs to clarify its own position on cross-border trucking. CTA is working with to ATA to clarify situation.

*Govt of Canada to Remove Border Vaccine Mandate and Other COVID Measures on Oct 1, September 26, 2022, [www.cantruck.ca](http://www.cantruck.ca); and Canada to lift vaccination requirements at border, September 26, 2022, [www.todaystrucking.com](http://www.todaystrucking.com)*

## Couriers and Messengers Services Price Index, August 2022



Source: Statistics Canada

The Couriers and Messengers Services Price Index (2019=100) is now available for August. The Couriers and Messengers Services Price Index was 129.8 in August 2022 compared to 131.1 in July 2022 and 107.9 to August 2021. Further breakdown and monthly data are available on the Statistics Canada website.

*Couriers and Messengers Services Price Index, August 2022, September 27, 2022, [www.statcan.gc.ca](http://www.statcan.gc.ca)*

## New THRC Data Supports CTA's Warning over Labour Shortage and Supply Chain Fragility



Source: Cantruck Trucking

Recently released Statistics Canada data, analyzed by trucking HR Canada, shows vacancy data for the second quarter of 2022 hit new record highs. Truck drivers reached a new record number of vacant jobs in Q2 – soaring to over 28,000, which is up from 25,560 in Q1. In the trucking sector, the vacancy rate – the proportion of all jobs that are currently vacant – inched higher to 9.4% for the third straight quarter. This vacancy rate is significantly higher than the average across all sectors of the economy (5.9%) and is exceeded only by the accommodation and food services sector's rate. CTA has been warning Ottawa for years the labour situation in trucking is worsening and that the federal government needs to adopt a mindset focused on supply chain stabilization. For instance, CTA recently warned of the consequences which will flow from the implementation of Bill C-3 and new paid medical leave provisions. As CTA has warned, the main cost for trucking companies of these lost 10 days is not necessarily the salary paid to the worker; it's the truck that must sit unexpectedly for days and the logistical chaos it causes the trucking company scrambling to move it.

*New THRC Data Supports CTA's Warning over Labour Shortage and Supply Chain Fragility, September 28, 2022, [www.cantruck.ca](http://www.cantruck.ca)*

## Manitoulin Transport has expended its terminal in Dryden, Ont., expanding services there.



Source: Today's Trucking

Manitoulin has expanded services in Dryden, Ontario. The facility, at 15 Richan Road, now has 19 dock doors and nearly 10,000 square-feet of space. It features LED interior lighting, new air-powered dock levers, better insulation and a new metal ramp for safer loading. "Dryden's upgraded terminal demonstrates Manitoulin's ongoing commitment to rural communities," said Jeff King, president, Manitoulin Transport. "With more than 85 terminals, Manitoulin continues to provide access to reliable transportation, technology, equipment, and service to our customers across Canada. The synergies created by the Manitoulin Group and all of its resources enable us to provide customized and flexible services that complete our customers' supply chain."

*Manitoulin Transport has expended its terminal in Dryden, Ont., expanding services there, September 28, 2022, [www.todaystrucking.ca](http://www.todaystrucking.ca)*

## OTA: Labour Minister Joins Roundtable; Confirms Improvements to Stabilize Trucking Labour Force and Supply Chain



Source: Ontruck

Members of the Ontario Trucking Association (OTA) on September 29, 2022 met with Ontario's Minister of Labour, Immigration, Training and Skills Development, Monte McNaughton, to discuss the industry's labour challenges and potential solutions to support Ontario's supply chain. The meeting, which was held at Bison Transport's terminal in Mississauga – and was also attended by Deepak Anand, Parliamentary Assistant to Minister McNaughton – comes on the heels of a recently released Trucking HR Canada report, which shows trucking's job vacancy numbers for the second quarter of 2022 hit new record highs. Truck Drivers reached a new record number of vacant jobs in Q2 – soaring to over 28,000 nationally, which is up from 25,560 in Q1. Of the 28,210 truck driver job vacancies recorded nationally, over 9,000 (or 33%) are in Ontario reflecting the size and importance of the Ontario market and economy. To address this growing issue, OTA and the Government of Ontario have continued to work together to try and find new ways to meet the industry's growing need for labour.

*OTA: Labour Minister Joins Roundtable; Confirms Improvements to Stabilize Trucking Labour Force and Supply Chain, September 29, 2022, [www.ontruck.ca](http://www.ontruck.ca)*

## 10 ways for fleets to improve, foster safety culture



Source: Today's Trucking

Fleets with excellent safety standards don't overpay for insurance and are an underwriter's dream. Other carriers can learn from these

organizations, and bring their drivers home safe, prevent losses, and downtime. Two judges from last year's Truckload Carriers Association's (TCA) Fleet Safety Awards program shared their observations on the safest fleets in North America, during a webinar organized by the TCA on Sept. 29. Jeff Davis, vice-president of safety, Napa River Insurance Services said a strong safety culture permeates through these organizations while John Simms, senior risk advisor, HNI said companies that made employees feel like they were part of a family – being involved and contributing to it – saw better safety results. The list of 10 ways to improve safety culture are: 1. Winning is vital; 2. Proactivity/embracing technology; 3. Brand recognition/quality of life; 4. Empowerment; 5. Staying ahead of bad stuff; 6. Peer recognition; 7. Giving back; 8. Home is where the heart is; 9. All crashes are a big deal; and 10. It takes effort from all.

*10 ways for fleets to improve, foster safety culture, September 30, 2022, [www.todaystrucking.com](http://www.todaystrucking.com)*

## US/WORLD

### **Disrupted supply chain, tariffs and sanctions cited as pain points**

Global trade professionals say tariffs, sanctions and Asia-Pacific supply chain disruptions are hurting their business. This is according to a new Thomson Reuters Institute report, the *Global Trade Report 2022*. Nearly seven in ten (69 percent) of companies in the U.S. say retaliatory tariffs are affecting their business. Over eight in ten (83 percent) of respondents agreed (46 percent strongly) that Asia-Pacific supply-chain disruptions due to the pandemic and worldwide economic turmoil are having a major impact on their businesses.

*Disrupted supply chain, tariffs and sanctions cited as pain points, September 27, 2022, [www.insidelogistics.ca](http://www.insidelogistics.ca)*



The Chartered  
Institute of Logistics  
and Transport

North  
America

## CANADA

### WESTAC Publishes Report on Adapting to Automation and Technology

The adoption of advanced technologies is increasingly prevalent in the transportation industry. While technologies have yet to automate or digitize functions in every firm, their widespread implementation is inevitable and will transform the workforce. Building on previous experience, WESTAC recently produced a report for the Sector Labour Market Partnership Program for the Government of British Columbia. WESTAC engaged in over a year of extensive research on "Adapting to Automation and Technology." The report examines international best practices and lessons for British Columbia's freight transportation workforce. You can find the report on their website. This detailed report provides insight into what other jurisdictions and industries are doing to navigate and prepare their workforce for future jobs. Six case studies were prepared based on 30 interviews, with two case studies from the freight transportation sector. Five key trends were discerned.

*WESTAC Publishes Report on Adapting to Automation and Technology, September 23, 2022, [www.westac.ca](http://www.westac.ca)*

### Minister Alghabra announces the release of Canada's Aviation Climate Action Plan

On September 27, 2022, Minister of Transport, the Honourable Omar Alghabra, announced the release of Canada's Aviation Climate Action Plan (2022-2030). The action plan: 1. presents a vision of net zero emissions by 2050 for the Canadian aviation sector; 2. sets a purposefully ambitious goal of 10% for the use of sustainable aviation fuel by 2030 to send a clear signal that Canada and the aviation sector recognize the need for significant volumes of sustainable aviation fuel to achieve its vision of net-zero by 2050, and 3. includes key pathways and

## Transportation's Top Stories

# Other Transport Updates

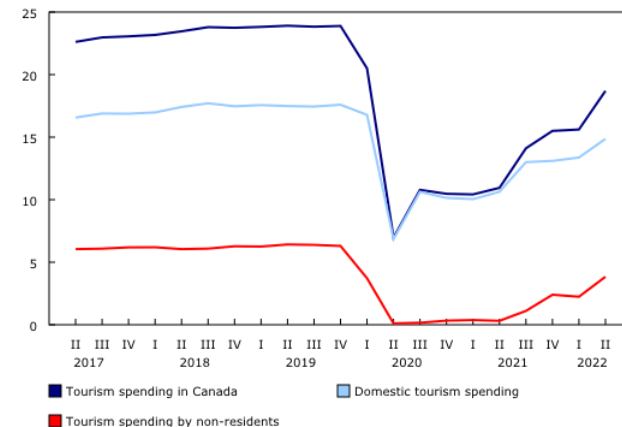
actions that the Government of Canada and the aviation industry intend to work on to improve efficiency and reduce pollution from aviation

activities through this plan. Further, representatives of the maritime sector have officially launched an initiative to advance the supply of green fuels. The International Chamber of Shipping (ICS) and International Association of Ports and Harbors (IAPH), along with the CEO-led Clean Energy Maritime Taskforce, unveiled the 'Clean Energy Marine Hubs Initiative' at the Clean Energy Ministerial (CEM) meeting in Pittsburgh. The initiative will be a convening platform for public and private senior-level stakeholders from the ports, shipping, finance, and energy sectors. ICS and IAPH will kickstart activity with governments represented at the CEM, to advance the production, export and import of low-carbon fuels.

*Minister Alghabra announces the release of Canada's Aviation Climate Action Plan, September 27, 2022, [www.tc.gc.ca](http://www.tc.gc.ca); and Canada among first to back green shipping fuel plan, September 28, 2022, [www.insidelogistics.ca](http://www.insidelogistics.ca)*

### National tourism indicators, second quarter 2022

billions of 2012 constant dollars



Source: Statistics Canada

Tourism spending in Canada grew 19.8% in the 2022 second quarter, a fifth consecutive quarterly increase. Tourism gross domestic product (GDP) (+20.4%) and jobs attributable to tourism (+11.2%) also rose in the 2022 second quarter. Travel restrictions impacting tourism activities during the first quarter of 2022 were eased effective February 28, allowing the tourism sector to continue its recovery in the second quarter. More visitors from outside of Canada were admitted, and passenger air travel expanded services. With this most recent increase, tourism spending in the second quarter was 21.7% lower than the pre-COVID-19-pandemic levels of the fourth quarter of 2019. Passenger air transport (+65.8%) was the largest contributor to growth in tourism spending, accounting for over one-half of the growth in the second quarter. Accommodation (+16.4%) and food and beverage services (+13.9%) were the next largest contributors to growth in the second quarter. Tourism GDP grew 20.4% in the second quarter, following a 1.1% decrease in the first quarter. Transportation services (+56.0%) were the greatest contributor to the growth in tourism GDP. With economy-wide GDP up 0.8% in the second quarter, tourism's share of GDP increased 0.2 percentage points to 1.5%. Overall, tourism GDP was 77.6% of its pre-pandemic level.

*National tourism indicators, second quarter 2022, September 28, 2022, [www.statcan.gc.ca](http://www.statcan.gc.ca)*

## US/WORLD

### Global execs say brace for a recession

A majority of senior business executives believe there will be a recession in 2023, and a third of them think we are already in one. A new International Data Corporation (IDC) survey of senior business executives from around the world found that 59 percent believe there will be a recession in the coming year. Moreover, nearly 30 percent of those who believe a recession will occur also believe that we are currently in a recession with another 26 percent expecting a recession to begin in the second half of 2022.

*Global execs say brace for a recession, September 26, 2022, [www.insidelogistics.ca](http://www.insidelogistics.ca)*

### China's \$1 trillion trade boom won't stop yuan slide, Macquarie says



Source: AJOT

China's trade surplus is set to top a record \$1 trillion this year, but that won't be enough to prevent the yuan from sliding against the surging dollar as business confidence wanes, according to Macquarie Group Ltd. While China's goods surplus is on track to reach the highest ever in world history, exporters have been reluctant to convert their foreign exchange back into yuan given the plunge in business sentiment this year, Macquarie's chief China economist Larry Hu wrote in a note. Hu estimates the conversion ratio -- the value of China's goods trade surplus converted back into yuan -- dropped to 36% in the first eight months this year compared to 57% for the same period last year. The ratio was relatively high at 50% in the first quarter of this year, but plummeted after the months-long lockdown in Shanghai earlier this year, he said. Exporters may be betting on a further slide in the currency amid a weaker economy, or have felt lesser need to convert their foreign proceeds into local currency as there is lower demand to re-invest in their operations in yuan-denominated working capital, according to Macquarie. That means the goods surplus has played a lesser role in buffering the yuan's decline.

*China's \$1 trillion trade boom won't stop yuan slide, Macquarie says, September 26, 2022, [www.ajot.com](http://www.ajot.com)*

### Historic Step: All Fifty States Plus D.C. and Puerto Rico Greenlit to Move EV Charging Networks Forward, Covering 75,000 Miles of Highway

The Biden-Harris Administration on September 27, 2022 announced it has approved Electric Vehicle Infrastructure Deployment Plans for all 50 States, the District of Columbia and Puerto Rico ahead of schedule under the National Electric Vehicle Infrastructure (NEVI) Formula Program, established and funded by President Biden's Bipartisan Infrastructure Law. With this approval, all states now have access to all FY22 and FY23 NEVI formula funding, totalling more than \$1.5 billion to help build EV chargers covering approximately 75,000 miles of highway across the country. The NEVI formula funding under the Bipartisan Infrastructure Law, which makes \$5 billion available over five years, will help build a convenient, reliable, and affordable EV charging network across the country. President Biden's commitment to making electric vehicles and EV charging accessible to all Americans is critical to fighting the climate crisis and is generating an electric vehicle manufacturing boom across the country.

*Historic Step: All Fifty States Plus D.C. and Puerto Rico Greenlit to Move EV Charging Networks Forward, Covering 75,000 Miles of Highway, September 27, 2022, [www.dot.gov](http://www.dot.gov)*



## **Commission proposes a new package of sanctions against Russia**



Source: Europa

In light of the escalation of Russia's invasion of Ukraine, the European Commission proposed a new package of sanctions against Russia. The new package proposes bans on imports of Russian products, a price cap on Russian oil, as well as a new listing of individuals and entities.

*Commission proposes a new package of sanctions against Russia, September 29, 2022, [www.europa.eu](http://www.europa.eu)*





**The Chartered  
Institute of Logistics  
and Transport**

**North  
America**

## Transportation's Top Stories Other CILT News

 **2022 CILTNA FALL OUTLOOK CONFERENCE & RECEPTION  
CONFÉRENCE D'AUTOMNE DE L'ALTAN 2022 ET RECEPTION**

**WEDNESDAY, 2 NOVEMBER 2022 @ 12:30 ET**

**"THE CHANGING FACE OF OUR WORKFORCE AND THE FUTURE OF DIGITALIZATION"**

■ RIDEAU CLUB - 99 BANK ST, OTTAWA, ON

HYBRID EVENT (IN-PERSON EVENT WITH AN ONLINE COMPONENT FOR VIRTUAL ATTENDEES)

In-Person CILTNA Member: \$140.00 CAD/\$104.00 USD equivalent

In-Person Non-Member: \$190.00 CAD/\$141.00 USD equivalent

Virtual CILTNA Member: Free

Virtual Non-Member: \$50.00 CAD/\$37.00 USD equivalent

Sponsored by:



**Register Now! - 2022 CILTNA Hybrid Fall Outlook Conference & Reception on Wednesday, November 2, 2022 beginning at 12:30 ET (11:45 ET start for CILTNA Members who wish to attend the 2022 Annual General Meeting) at the Rideau Club on 99 Bank Street, Ottawa, ON.** The conference will focus on "The Changing Face of Our Workforce and the Future of Digitalization". This will be a hybrid event which means that registrants can choose attend in-person at the Rideau Club or online virtually through Zoom.

### Schedule of events:

CILTNA AGM \*For CILTNA Members Only\*: 11:45 – 12:15 ET

(Members, please register for the AGM separately)

Luncheon with keynote speaker: 12:30 – 13:30 ET

Fall Conference – Module 1: 13:30 – 15:00 ET

Fall Conference – Module 2: 15:00 – 16:30 ET

Reception (Cash Bar) – 16:30 – 18:00 ET

To view draft agenda and fees for registration, please visit:

<https://ciltna.com/events/2022-ciltna-hybrid-fall-outlook-conference-reception/>



**The Chartered  
Institute of Logistics  
and Transport**

## CILTNA 2022 Annual General Meeting (AGM)

**2 November 2022**

**11:45 - 12:15 ET**

**RIDEAU CLUB - 99 BANK ST, OTTAWA, ON**

Hybrid Event (in-person event with an online component for virtual attendees)

To register for the AGM, please click here.

\*If you are a CILTNA member\*

**CILTNA Members can register for the 2022 CILTNA Annual General Meeting happening on Wednesday, November 2, 2022 at 11:45 ET until 12:15 ET at the Rideau Club, 99 Bank Street, Ottawa, ON.** This will be a hybrid event which means you can attend in-person at the Rideau Club or online virtually through Zoom. Please register below and let us know if you will be attending in-person or virtually.

The AGM Package will be sent out by email to all CILTNA Members prior to the event.

To register online or in-person, please register for the AGM at:  
<https://ciltna.com/events/2022-ciltna-annual-general-meeting/>

WEBINAR

## Supply Chain and Automated Freight in Canada

October 5, 2022  
13:00 – 14:30 ET

CO-PRESENTED BY

Keynote

 Shannon Hamilton BlackBerry	 Abraham Sir Canada Post	 Barrie Kirk CAVCOE	 Bob Armstrong CILTNA	
 David Schaller NACFE	 Janneke van der Zee ITS Canada	 Mark Cracknell ZENZIC	 Ray Barton Vitesse Re-Skilling	 Walter Knittl AIoT Canada

Please join us on Wednesday, October 5 at 13:00 ET/10:00 PT/12:00 CT/ 18:00 UK for a webinar co-presented by the Chartered Institute Logistics and Transport North America (CILTNA), [AIoT Canada](#), [CAVCOE](#), [Intelligent Transportation Society of Canada \(ITS Canada\)](#) and [Vitesse](#)

With the unprecedented supply chain disruptions caused by a pandemic and war, our supply chains face new realities and challenges to do things differently. Can we leverage the promise of connected and autonomous vehicles for Automated Freight to overcome supply chain problems, and how? Will Automated Freight be the first of the Automated Transportation subsegments to roll out at scale by addressing this real-world problem, paving the way for later Passenger Autonomous Transportation adoption?

Join us to learn about Canadian and global initiatives in Automated Freight transportation and why and how we can progress with it to move cargo to and from our ports, city to city, and the last mile. Hear industry and government speakers' presentations and a panel discussion on actualizing Automated Freight's full potential and benefits for Canada. This is also your opportunity to ask questions and offer input toward solutions.

To register, please visit: <https://ciltna.com/events/webinar-supply-chain-and-automated-freight-in-canada/>

US Chapter of CILTNA Presents:  
**On Time Performance (OTP) & Operator Retention/Recruitment**

THURSDAY, OCTOBER 13, 2022  
90 Minute Webinar  
7 PM ET/ 6 PM CT/4 PM PT

Moderated by: **Andrew Young**  
CMILT, US Chapter Chair

**Arthur Gaudet** FCILT, President,  
Arthur N. Gaudet & Associates, Inc.

Please join the US Chapter for: “Transit On Time Performance (OTP) & Operator Retention/Recruitment” with **Arthur Gaudet, FCILT**, happening on Thursday, October 13, 2022 at 7 pm ET/ 6 pm CT/ 4 pm PT (estimated duration is 90 minutes).

Operator Retention and Recruitment remains a national challenge. Of OTP's “5 Musts,” 4 are Operator related. The U.S. Chapter of the Chartered Institute of Logistics and Transport will host a free 90-minute presentation with industry expert Arthur Gaudet FCILT to discuss multiple tactics to address this problem.

All are invited and welcome to attend.

To register, please visit: <https://ciltna.com/events/otp-operator-retention-event/>

## Job Postings

**\* Postdoctoral Scholar in Sustainable Freight Transportation Technologies**

The College of Engineering – Center for Environmental Research and Technology (CE-CERT) at the University of California, Riverside, is seeking a highly motivated postdoctoral scholar to join our Transportation Systems Research (TSR) group in conducting research related to sustainable freight transportation technologies. Candidates with knowledge and research experience in freight travel demand modeling, vehicle scheduling and routing, vehicle energy and emissions

modeling, geospatial data analysis, advanced optimization, machine learning, and high-performance computing, are encouraged to apply. The TSR group consists of a multidisciplinary team of more than 20 faculty members, graduate and undergraduate students, and staff engineers. We conduct research in the areas of advanced vehicles and intelligent transportation systems with a focus on developing and evaluating technologies that improve the travel and energy efficiencies as well as reduce the environmental impact of transportation activities. Several recent and current research projects involve the development of novel sustainable freight transportation technologies, all the way from conceptualization to design, simulation, prototyping, and real-world demonstration.

Specific activities of the successful candidate may include:

- Develop new vehicle scheduling and routing techniques and evaluate their effectiveness
- Model energy, emissions, and air quality impacts of freight movement
- Conduct field testing of new vehicle scheduling and routing techniques
- Perform mining, analysis, visualization, and interpretation of vehicle activity big data
- Assist in producing high-quality publications, reports, and research proposals
- Support additional related research projects as needed

Please click here to view the view description and qualifications:

[https://www.cert.ucr.edu/sites/g/files/rcwecm1251/files/2021-10/2021\\_TSR%20postdoc%20position\\_2021.10.27.pdf](https://www.cert.ucr.edu/sites/g/files/rcwecm1251/files/2021-10/2021_TSR%20postdoc%20position_2021.10.27.pdf)

Those interested should send their curriculum vitae and a cover letter to [certjobs@cert.ucr.edu](mailto:certjobs@cert.ucr.edu) with the subject “TSR Postdoc Position”. In the cover letter, please provide a statement of research interests and experience.



### ★ Did you know CILTNA has a YouTube Channel?

To view all of our past webinar recordings, please subscribe to our YouTube channel at:

<https://www.youtube.com/channel/UC1gRKcOcJ5vohMSRFBjIEFA>

Subscribe and click the bell icon to receive notifications whenever we post a new webinar video.

### ★ CILTNA International News Feed (INF) on WhatsApp

Join our new International News Feed for all the latest daily news on WhatsApp. WhatsApp is free messaging app for Smartphones.

To download the app to your phone, go to: <https://www.whatsapp.com/> and create your WhatsApp account. Once you have an account, click this link to join CILTNA's INF:

<https://chat.whatsapp.com/LHqtGV1mTip9XqFvzDdV9>

If you need assistance with creating your account or joining, please contact Rebecca Whelan at [admin@ciltna.com](mailto:admin@ciltna.com)